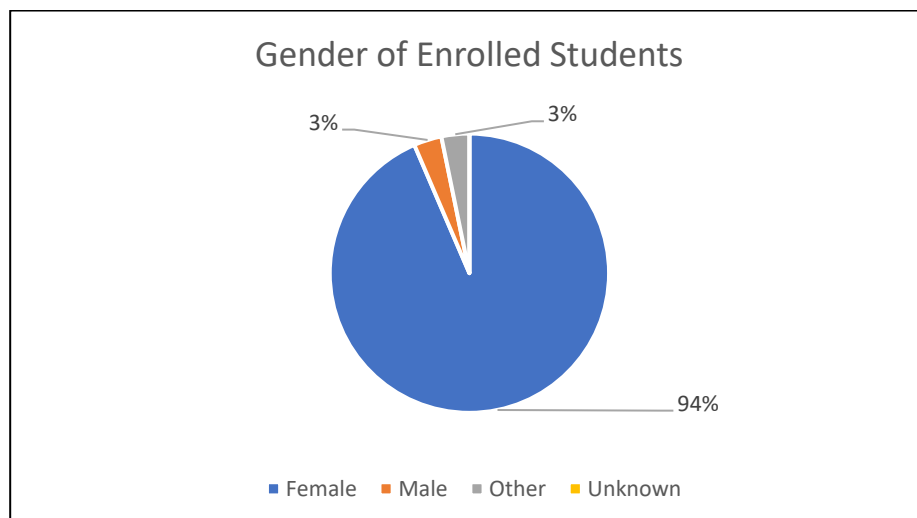
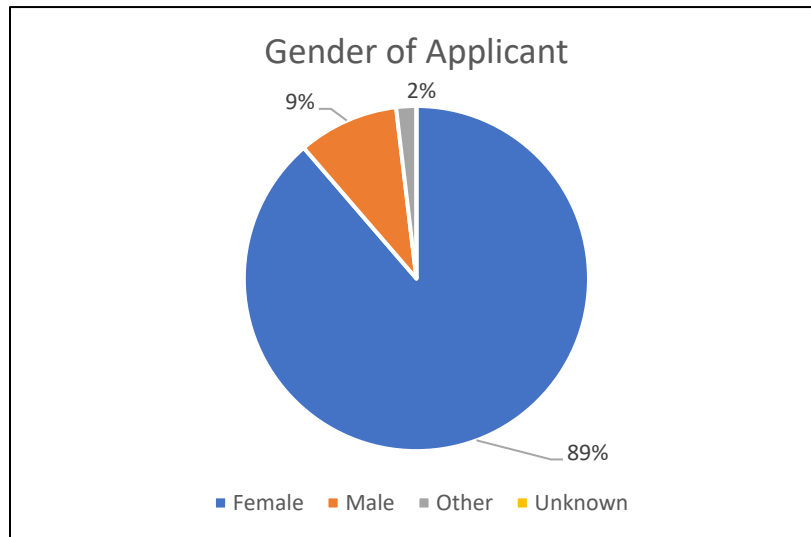




## Information About the Student Intake 2021

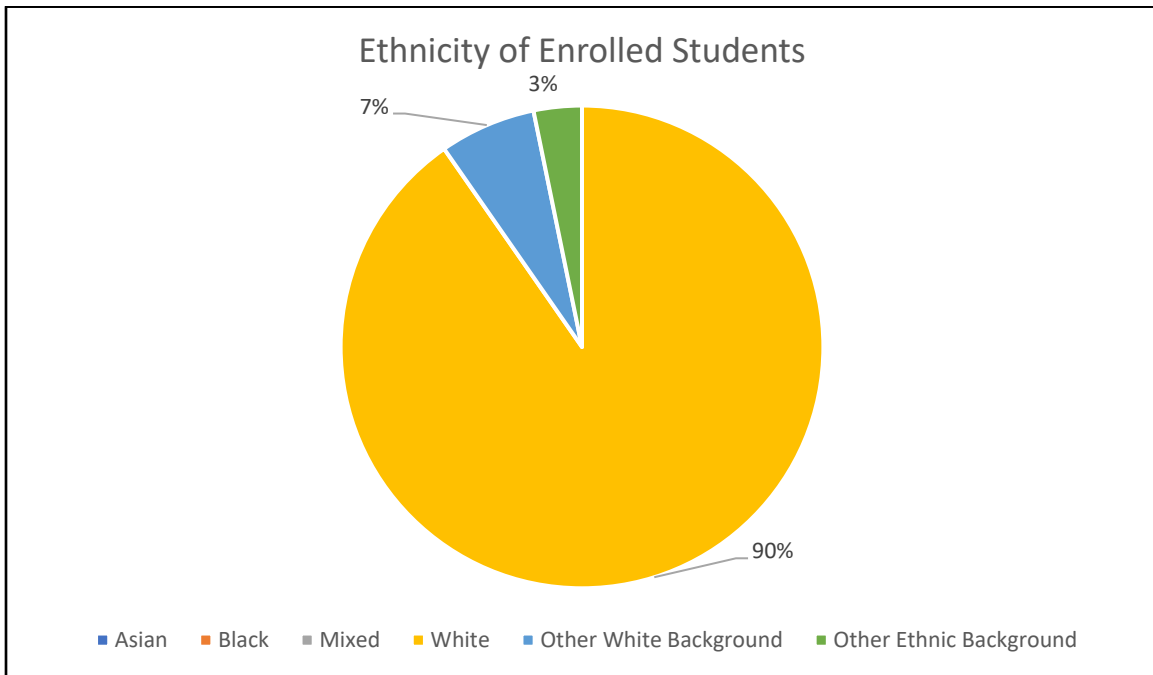
### Gender

Gender	Full Time			
	Total number of applications	Offers made	Offers accepted	Registrations
Female	47	38	32	29
Male	5	1	1	1
Other	1	1	1	1
Unknown	0	0	0	0
<b>Total</b>	<b>53</b>	<b>40</b>	<b>34</b>	<b>31</b>



**Ethnicity (This data is only collected after students enroll so information only represents 2021 enrolled students)**

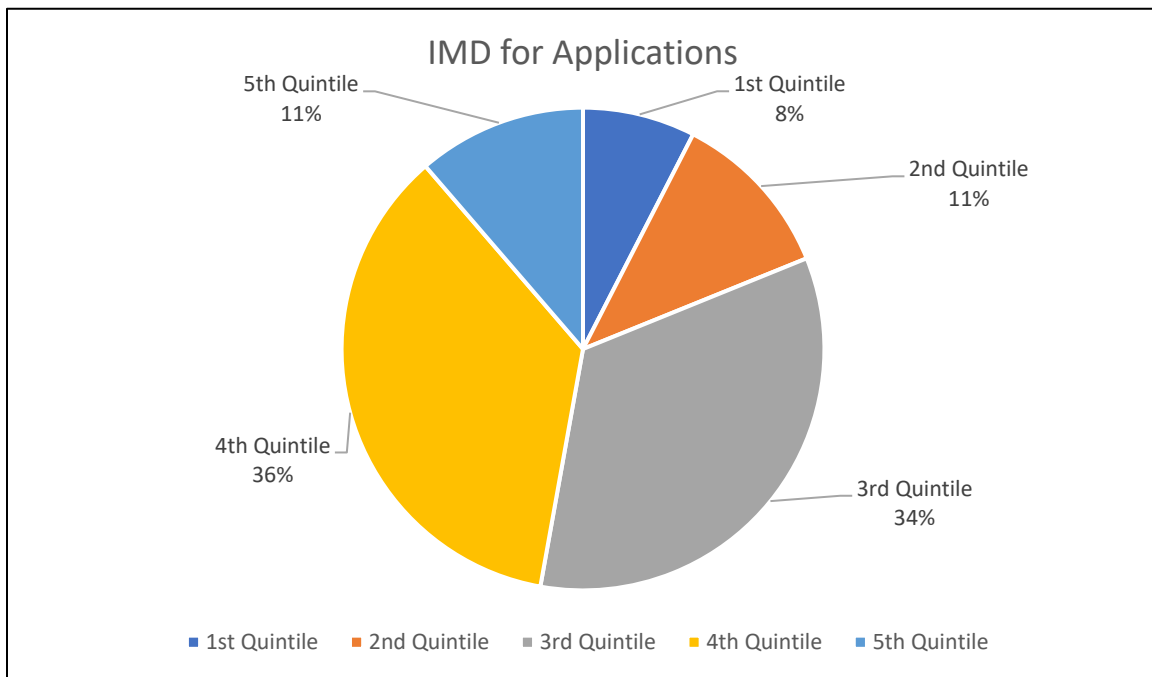
Ethnicity	Full Time Registrations
Asian	0
Black	0
Mixed	0
White	28
Other White Background	2
Other Ethnic Background	1
Unknown	0
<b>Total</b>	<b>31</b>



### IMD Quintile

(Quintiles 1 and 2 are the most deprived neighbourhoods according to the English Indices of Multiple Deprivation (EIMD))

IMD Quintile	Full Time			
	Total number of applications	Offers made	Offers accepted	Registrations
1	4	2	2	2
2	6	4	3	2
3	18	15	12	11
4	19	14	14	14
5	6	5	3	2
N/A	0	0	0	0
Unknown	0	0	0	0
<b>Total</b>	<b>53</b>	<b>40</b>	<b>34</b>	<b>31</b>



### IMD for Enrolled Students

